
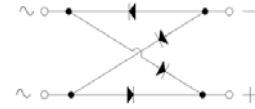


Features

- Glass passivated standard bridge rectifiers
- Ideal for automated placement
- Low forward voltage drop
- Low leakage current
- Moisture sensitivity: level 1, per J-STD-020
- Solder dip 260 °C, 10 s
- Low profile, Max Height 1.30mm



LPMB

Typical Applications

For use of general purpose AC to DC bridge rectification in power supply, charger, office appliance, home appliance and telecom device.

| Maximum Ratings (TA = 25 °C unless otherwise noted) | | | | | | | |
|--|------------------|--------------------|-------|-------|-------|-------|--------------------|
| Parameter | Symbol | LMD02 | LMD04 | LMD06 | LMD08 | LMD10 | Unit |
| Maximum repetitive peak reverse voltage | VRRM | 200 | 400 | 600 | 800 | 1000 | V |
| Maximum RMS voltage | VRMS | 140 | 280 | 420 | 560 | 700 | V |
| Maximum DC blocking voltage | VDC | 200 | 400 | 600 | 800 | 1000 | V |
| Maximum average output rectified current | Io(AV) | 0.5 ⁽¹⁾ | | | | | A |
| Peak forward surge current 8.3 ms single half sine-wave superimposed on rated load | IFSM | 30 | | | | | A |
| Rating for fusing(t<8.3ms) | I ² t | 3.7 | | | | | A ² sec |
| Operating junction and storage temperature range | TJ, TSTG | - 55 to + 150 | | | | | °C |

| Electrical Characteristics (TA = 25 °C unless otherwise noted) | | | | | | | | |
|--|-------------------|----------------|-------|-------|-------|-------|-------|-------|
| Parameter | Test Conditions | Symbol | LMD02 | LMD04 | LMD06 | LMD08 | LMD10 | Unit |
| Maximum instantaneous forward voltage | IF=0.4 A, TA=25°C | V _F | 1 | | | | | Volts |
| Maximum DC reverse current at rated DC blocking voltage | TA=25°C | I _R | 5 | | | | | µA |
| | TA=125°C | | 100 | | | | | |
| Typical junction capacitance | 4.0 V, 1 MHz | C _J | 15 | | | | | pF |

| Thermal Characteristics | | | | | | | |
|---|------------------|-------|-------|-------|-------|-------|------|
| Parameter | Symbol | LMD02 | LMD04 | LMD06 | LMD08 | LMD10 | Unit |
| Typical thermal resistance ⁽¹⁾ | R _{θJA} | 60 | | | | | °C/W |
| | R _{θJC} | 25 | | | | | |

Notes: 1. On glass epoxy PCB, mounted on 1.3*1.3mm solder pads



LMD02 thru LMD10

Low Profile Miniature Single Phase Surface Mount Bridge Rectifiers
 Reverse Voltage 200~1000V Output Current 0.5A

Ratings and Characteristics Curves

(TA = 25°C unless otherwise noted)

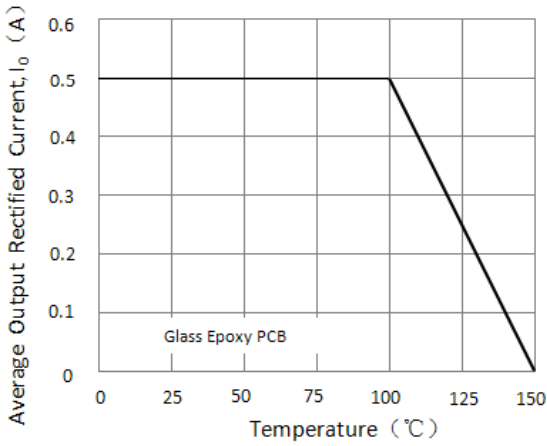


Figure 1. Output Rectifier Current Derating Curve

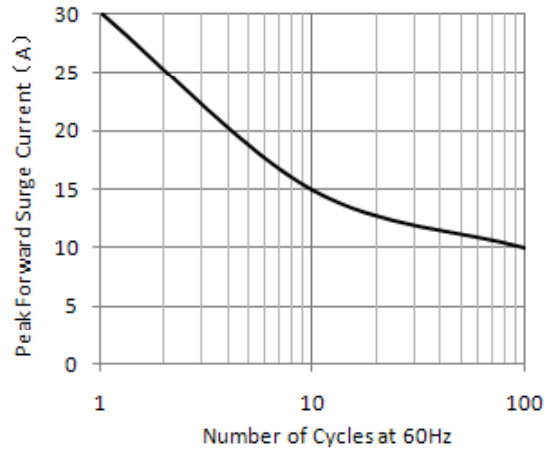


Figure 2. Maximum Non-Repetitive Peak Forward Surge Current

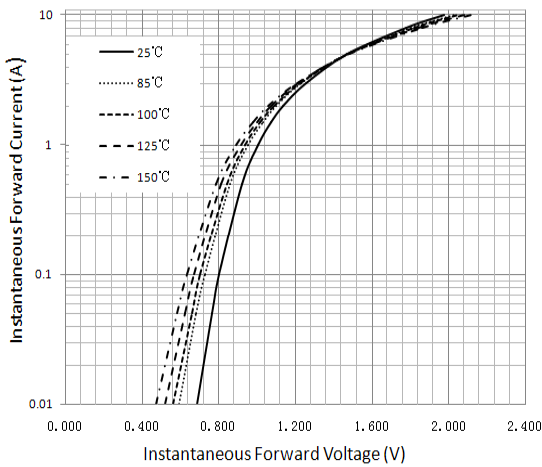


Figure 3. Typical Forward Characteristics

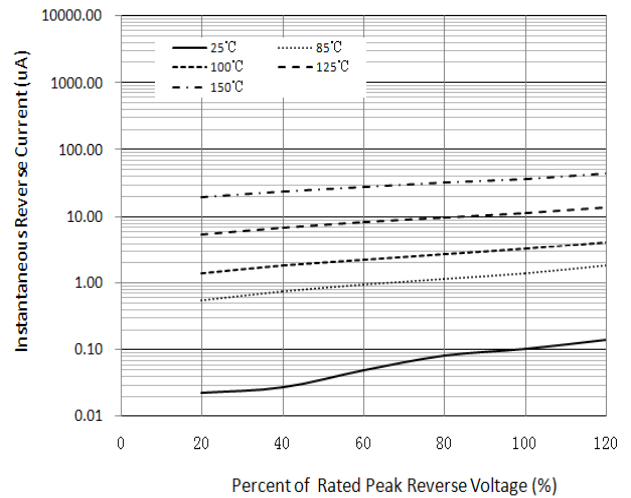
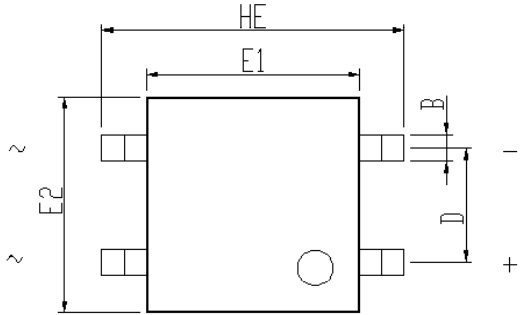



Figure 4. Typical Reverse Characteristics

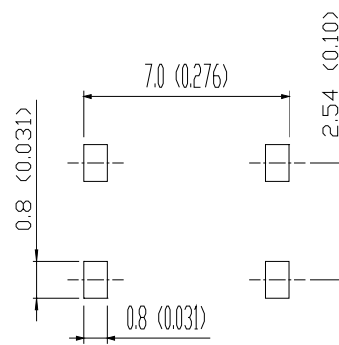
Package Outline Dimensions



| DIM | Unit: mm | | Unit: inch | |
|-----|-----------|------|------------|-------|
| | MIN | MAX | MIN | MAX |
| A | 1.2 | 1.3 | 0.047 | 0.051 |
| A1 | 0 | 0.1 | 0.000 | 0.004 |
| B | 0.5 | 0.75 | 0.020 | 0.030 |
| C | 0.1 | 0.25 | 0.004 | 0.010 |
| D | 2.54 typ. | | 0.10 typ. | |
| E1 | 4.7 | 4.9 | 0.185 | 0.193 |
| E2 | 4.7 | 4.9 | 0.185 | 0.193 |
| L | 0.4 | 0.7 | 0.016 | 0.028 |
| HE | 6.65 | 6.95 | 0.262 | 0.274 |



Mounting pad layout in mm(inch)

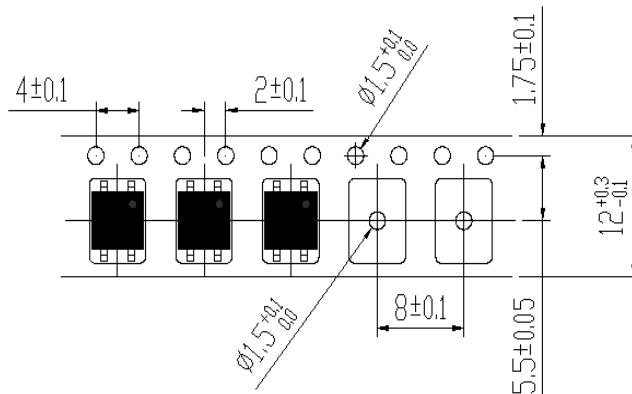


Packing Information

Packing quantities:

4000 pcs/Reel, 15 Reels/Box; 12mm Tape, 13" Reel

Tape & Reel Specification





Disclaimers

These materials are intended as a reference to assist our customers in the selection of the Suzhou Good-Ark product best suited to the customer's application; they do not convey any license under any intellectual property rights, or any other rights, belonging to Suzhou Good-Ark Electronics Co., Ltd. or a third party.

Suzhou Good-Ark Electronics Co., Ltd. assumes no responsibility for any damage, or infringement of any third-party's rights, originating in the use of any product data, diagrams, charts, programs, algorithms, or circuit application examples contained in these materials.

All information contained in these materials, including product data, diagrams, charts, programs and algorithms represents information on products at the time of publication of these materials, and are subject to change by Suzhou Good-Ark Electronics Co., Ltd. without notice due to product improvements or other reasons. It is therefore recommended that customers contact Suzhou Good-Ark Electronics Co., Ltd. or an authorized Suzhou Good-Ark Electronics Co., Ltd. for the latest product information before purchasing a product listed herein. The information described here may contain technical inaccuracies or typographical errors. Suzhou Good-Ark Electronics Co., Ltd. assumes no responsibility for any damage, liability, or other loss rising from these inaccuracies or errors. Please also pay attention to information published by Suzhou Good-Ark Electronics Co., Ltd. by various means, including our website home page.
(<http://www.goodark.com>)

When using any or all of the information contained in these materials, including product data, diagrams, charts, programs, and algorithms, Please be sure to evaluate all information as a total system before making a final decision on the applicability of the information and products. Suzhou Good-Ark Electronics Co., Ltd. assumes no responsibility for any damage, liability or other loss resulting from the information contained herein.

The prior written approval of Suzhou Good-Ark Electronics Co., Ltd. is necessary to reprint or reproduce in whole or in part these materials.

Please contact Suzhou Good-Ark Electronics Co., Ltd. or an authorized distributor for further details on these materials or the products contained herein.